


Follow the letter **Rr** to connect the rainbow!

r	R	r	Y	e	i	Y	T
F	y	R	w	d	j	J	z
T	d	R	d	n	h	z	b
s	o	r	R	r	R	c	p
g	b	w	v	x	r	n	q
x	r	K	v	h	R	R	r
q	z	e	q	m	c	k	R



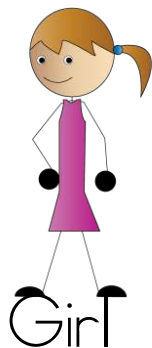
Name: _____ Date: _____

Rainbow

It is March. After it rains we will see a rainbow.



1. What is the story about?



Girl



Rainbow



cooking

2. What month is it?

MARCH 						
		1	2	3	4	
5	6	7	8	9	10	11
12	13	14	15	16	17	18
19	20	21	22	23	24	25
26	27	28	29	30	31	

March


APRIL 						
		1	2	3	4	
5	6	7	8	9	10	11
12	13	14	15	16	17	18
19	20	21	22	23	24	25
26	27	28	29	30	31	

April

MAY 						
		1	2	3	4	
5	6	7	8	9	10	11
12	13	14	15	16	17	18
19	20	21	22	23	24	25
26	27	28	29	30	31	

May

Where Is The Rainbow?



Name _____



Here is the RED part.



Here is the **ORANGE** part.



Here is the **YELLOW** part.



Here is the GREEN part.

4



Here is the BLUE part.

5



Here is the PURPLE part.

6

Put the parts together. Look!



The RAINBOW!

7